

BLOCKS

3/1TGRB	Rigging Blocks 3", 1 TON GALVANIZED	_____	4/1TGRB
----------------	--	-------	----------------

2SEB	Swivel Blocks 2" ZINC PLATED SWIVEL	_____	4SEB
3SEB	3" ZINC PLATED SWIVEL	_____	5SEB

S1SOBD	Swivel Oval Blocks 1" SWIVEL OVAL BLOCKS	_____	S2SOBD
S114SOBD	1 1/4" SWIVEL OVAL BLOCKS	_____	

6/5TG TNB	H.D.G. Tey Net Blocks 6", 5 TON HDG TRY NET BLOCKS	_____	8/10TG TNB
------------------	---	-------	-------------------

12/10TTB	Trwal Blocks 12", 10 TON TRAWL BLOCK	_____	16/20TTB
-----------------	---	-------	-----------------

4/1THFP	Hay Fork Pulley 4", 1 TON HAY FORK PULLEY	_____	6/2THFP
4/1THFP12	4", 1 TON HAY FORK PULLEY	_____	6/2THFPMR

12SSP	Sheave Pulley 1/2" SINGLE SHEAVE PULLEY	_____	112SP
34SSP	3/4" SINGLE SHEAVE PULLEY	_____	2SSP
1SSP	1" SINGLE SHEAVE PULLEY	_____	212SSP
114SSP	1-1/4" SINGLE SHEAVE PULLEY	_____	3SSP

S3/.5TPB S4/.8TPB	Single Pulley Block 3" SINGLE PULLEY BLOCK,PAINTED 4" SINGLE PULLEY BLOCK,PAINTED	_____ _____	S5/1.5TPB
D3/.8TPB D4/1TPB	Double Pulley Block 3" DOUBLE PULLEY BLOCK,PAINTED 4" DOUBLE PULLEY BLOCK,PAINTED	_____ _____	D5/1.5TPB
WB3SPM WB4SPM WB5SPM	Single Pulley Wood Blocks 3" WOOD BLOCK, SINGLE PULLEY 4" WOOD BLOCK, SINGLE PULL 5" WOOD BLOCK SINGLE PULLEY	_____ _____ _____	WB6SPM WB8SPM WB10SPM
WB3DPM WB4DPM WB5DPM	Double Pulley Wood Blocks 3", WOOD BLOCK, DOUBLBLE PULLEY 4", WOOD BLOCK DOUBLE PULLEY 5" WOOD BLOCKS DOUBLE PULLEY	_____ _____ _____	WB6DPM WB8DPM WB10DPM
WB3TPM WB4TPM WB5TPM WB6TPM	Triple Pulley Wood Blocks 3" WOOD BLOCK TRIPLE PULLEY 4" WOOD BLOCK TRIPLE PULLEY 5" WOOD BLOCK TRIPLE PULLEY 6" WOOD BLOCK TRIPLE PULLEY	_____ _____ _____ _____	WB8TPM WB10TPM WB12TPM
GSB6H GSB8 GSB8H	H.G. Snatch Blocks 6", 7/8", H.G., SNATCH BLOCK 8" 3/4"-1", H.G., 8", 3/4"-1", H.G., SNATCH	_____ _____ _____	GSB10 GSB10H

Wire Rope Snatch Blocks			
WR3SB	3", 3/8" WIRE ROPE SNATCH	_____	WR8SBH
WR412SB	4 1/2", 1/2" WIRE ROPE SNATCH	_____	WR8SBA
WR6SB	6", 3/4" WIRE ROPE SNATCH	_____	WR8SBHD
WR6SBH	6", 3/4" WIRE ROPE SNATCH	_____	WR10SB
WR6SBAT	6", 3/4" WIRE ROPE ALLOY	_____	WR10SBH
WR6SBA	6", 3/4"-7/8" WIRE ROPE ALLOY	_____	WR10SBA
WR8SB	8", 3/4" WIRE ROPE SNATCH	_____	WR10SBHD
WR8SBAT	8", 3/4" WIRE ROPE ALLOY	_____	WR12SBHD

CLIPS

D.F., H.G., Fist-Grip Clips			
DF516FG	5/16", D.F., H.G., FIST GRIP	_____	DF58FG
DF38FG	3/8", D.F., H.G., FIST GRIP	_____	DF78FG
DF12FG	1/2", D.F., H.G., FIST GRIP	_____	DF1FG
DF34FG	3/4", D.F., H.G., FIST GRIP	_____	

Malleable Iron Wire Rope Clips			
EGC116	1/16" E.G., MALLEABLE	_____	EGC916
EGC18	1/8", E.G. WIRE ROPE CLIPS	_____	EGC58
EGC316	3/16", E.G., MALLEABLE	_____	EGC34
EGC14	1/4", E.G., MALLEABLE,	_____	EGC78
EGC516	5/16", E.G., MALLEABLE, WIRE	_____	EGC1
EGC38	3/8", E.G., MALLEABLE, WIRE ROPE	_____	EGC118
EGC716	7/16", E.G. MALLEABLE WIRE	_____	EGC114
EGC12	1/2", E.G., MALLEABLE, WIRE ROPE	_____	

	D.F., H.G., Wire Rope Clips		
DFC18	1/8" H.G., D.F.	_____	DFC1
DFC316	3/16" H.G., D.F., WIRE ROPE	_____	DFC118
DFC14	1/4" H.G., D.F., WIRE ROPE	_____	DFC114
DFC516	5/16" H.G., D.F., WIRE ROPE	_____	DFC138
DFC38	3/8" H.G., D.F., WIRE ROPE	_____	DFC112
DFC716	7/16" H.G., D.F., WIRE ROPE	_____	DFC158
DFC12	1/2" H.G., D.F., WIRE ROPE	_____	DFC134
DFC916	9/16" H.G., D.F., WIRE ROPE	_____	DFC2
DFC58	5/8" H.G., D.F., WIRE ROPE	_____	DFC214
DFC34	3/4" H.G., D.F., WIRE ROPE	_____	DFC212
DFC78	7/8" H.G., D.F., WIRE ROPE	_____	
	St. Steel. Clips Type 304		
SC116	1/16"(2MM) STAINLESS STEEL	_____	SC38
SC18	1/8" (3MM) STAINLESS STEEL	_____	SC12
SC316	3/16" (5MM) STAINLESS STEEL	_____	SC58
SC14	1/4", (6MM) STAINLESS STEEL	_____	SC34
SC516	5/16" (8MM) STAINLESS STEEL	_____	SC78
	St. Steel Clips Type 316		
SSC18	1/8" (3MM) STAINLESS STEEL	_____	SSC38
SSC532	5/32" (4MM) STAINLESS STEEL	_____	SSC12
SSC316	3/16" (5MM) STAINLESS STEEL	_____	SSC58
SSC14	1/4" (6MM), STAINLESS STEEL	_____	SSC34
SSC516	5/16" (8MM) STAINLESS STEEL	_____	SSC1

COLD SHUTS

E.G. Cold Shuts

EG316CS	3/16" EG COLD SHUTS	_____	EG38CS
EG14CS	1/4" EG COLD SHUTS	_____	EG12CS
EG516CS	5/16" EG COLD SHUTS	_____	

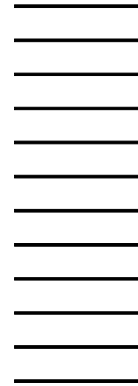
EYEBOLTS
Galvanized

	E.G. Bent Eyebolts		
EG18X34TE	1/8"(6-32) x 3/4", ELECTRO	_____	EG516X4TE
EG532X118TE	5/32"(8-32) X 1 1/8" ELECTRO	_____	EG516X5TE
EG316X1TE	3/16"(10-24) X 1" ELECTRO	_____	EG516X6TE
EG316X138TE	3/16"(10-24) X 1 3/8" ELECTRO	_____	EG516X612TE
EG316X2TE	3/16"(10-24) X 2" ELECTRO	_____	EG38X1TE
EG316X3TE	3/16"(10-24) X 3" ELECTRO	_____	EG38X2TE
EG732X112TE	7/32"(12-24) X 1 1/2" ELECTRO	_____	EG38X212TE
EG14X1TE	1/4"(20) X 1" ELECTRO	_____	EG38X212TEX
EG14X112TE	1/4"(20) X 1 1/2" ELECTRO	_____	EG38X3TE
EG14X178TE	1/4"(20) X 1 7/8" ELECTRO	_____	EG38X312TE
EG14X2TE	1/4"(20) X 2" ELECTRO	_____	EG38X4TE
EG14X212TE	1/4"(20) X 2 1/2" ELECTRO	_____	EG38X5TE
EG14X3TE	1/4"(20) X 3" ELECTRO	_____	EG38X6TE
EG14X312TE	1/4"(20) X 3 1/2 ELECTRO	_____	EG38X8TE
EG14X4TE	1/4"(20) X 4" ELECTRO	_____	EG38X10TE
EG14X5TE	1/4"(20) X 5" ELECTRO	_____	EG38X12TE
EG14X6TE	1/4"(20) X 6" ELECTRO	_____	EG716X6TE
EG516X1TE	5/16"(18) X 1" ELECTRO	_____	EG716X8TE
EG516X2TE	5/16"(18) X 2" ELECTRO	_____	EG12X2TE
EG516X214TE	5/16"(18) X 2 1/4" ELECTRO	_____	EG12X4TE
EG516X212TE	5/16"(18) X 2 1/2" ELECTRO	_____	EG12X6TE
EG516X3TE	5/16"(18) X 3" ELECTRO	_____	EG12X8TE
EG516X312TE	5/16"(18) X 3 1/2" ELECTRO	_____	EG12X10TE

	D.F., H.G., Machinery Eyebolts		
HG14X1ME	1/4" X 1", H.G., D.F.,	_____	HG916X158ME

HG516X118ME	5/16" X 1 1/8" H.G.,D.F.,	_____	HG34X2ME
HG38X114ME	3/8" x 1 1/4", H.G.,D.F.,	_____	HG78X214ME
HG716X138ME	7/16" x 1 3/8" H.G., D.F.,	_____	HG1X212ME
HG12X112ME	1/2" x 1 1/2" H.G., D.F.,	_____	HG114X2ME
HG58X134ME	5/8" x 1 3/4" H.G., D.F.,	_____	EG34X212ME
	D.F., H.G., Regular Pattern Eyebolts		
HG14X2RN	1/4" X 2", EYE BOLT	_____	HG58X8RN
HG14X4RN	1/4" X 4", EYE BOLT	_____	HG58X10RN
HG14X5RN	1/4" X 5" EYEBOLT	_____	HG58X12RN
HG516X214RN	5/16" X 2 1/4" EYE BOLT	_____	HG58X15RN
HG516X414RN	5/16" X 4 1/4", EYE BOLT	_____	HG34X412RN
HG516X6RN	5/16" X 6" EYEBOLT	_____	HG34X6RN
HG38X114RN	3/8" X 1-1/4" EYEBOLT,	_____	HG34X8RN
HG38X212RN	3/8" X 2 1/2" EYE BOLT,	_____	HG34X10RN
HG38X3RN	3/8" X 3" EYE BOLT,	_____	HG34X12RN
HG38X412RN	3/8" X 4 1/2", EYE BOLT	_____	HG34X15RN
HG38X6RN	3/8" X 6", EYE BOLT	_____	HG34X18RN
HG38X8RN	3/8" X 8" EYE BOLT,	_____	HG78X5RN
HG12X2RN	1/2" X 2", EYE BOLT	_____	HG78X8RN
HG12X314RN	1/2" X 3 1/4" EYE BOLT	_____	HG78X12RN
HG12X412RN	1/2" X 4-1/2", EYEBOLT	_____	HG1X6RN
HG12X6RN	1/2" X 6" EYE BOLT	_____	HG1X9RN
HG12X8RN	1/2" X 8" EYE BOLT	_____	HG1X12RN
HG12X10RN	1/2" X 10" , EYE BOLT	_____	HG1X18RN
HG12X12RN	1/2" X 12" EYE BOLT	_____	HG114X8RN
HG58X4RN	5/8" X 4", EYE BOLT	_____	HG114X12RN
HG58X6RN	5/8" X 6", EYE BOLT	_____	HG112X15RN
	D.F., H.G., Shoulder Pattern Eyebolts		
HG14X2SN	1/4" X 2, SHOULDER NUT EYEBOLT	_____	HG58X8SN
HG14X4SN	1/4" X 4" SHOULDER NUT EYEBOLT	_____	HG58X10SN
HG516X214SN	5/16" x 2 1/4" SHOULDER NUT	_____	HG58X12SN
HG516X414SN	5/16" x 4 1/4", SHOULDER NUT	_____	HG34X412SN
HG38X212SN	3/8" X 2 1/2", SHOULDER NUT	_____	HG34X6SN
HG38X412SN	3/8" X 4 1/2" SHOULDER NUT	_____	HG34X8SN

HG38X6SN	3/8" X 6", SHOULDER NUT
HG12X2SN	1/2" X 2", SHOULDER NUT
HG12X314SN	1/2" X 3 1/4", SHOULDER NUT
HG12X412SN	1/2" X 4-1/2", SHOULDER NUT
HG12X6SN	1/2" X 6", SHOULDER NUT
HG12X8SN	1/2" X 8", SHOULDER NUT
HG12X10SN	1/2" X 10", SHOULDER NUT
HG12X12SN	1/2" X 12", SHOULDER NUT
HG12X18SN	1/2" X 18", SHOULDER NUT
HG58X4SN	5/8" X 4", SHOULDER NUT
HG58X6SN	5/8" X 6", SHOULDER NUT




HG34X10SN
HG34X12SN
HG78X5SN
HG1X6SN
HG1X9SN
HG1X12SN
HG114X8SN
HG114X12SN
HG114X16SN
HG112X15SN

Stainless Steel

St. Steel Machinery Eyebolts


SS14X1ME	1/4"(20) X 1",
SS516X118ME	5/16"(18) X 1-1/8"
SS516X2ME	5/16"(18) X 2"
SS38X114ME	3/8"(16) X 1-1/4"
SS716X138ME	7/16"(18) X 1-3/8"
SS12X112ME	1/2"(13) X 1-1/2"



SS916X158ME
SS58X134ME
SS34X2ME
SS78X214ME
SS1X212ME
SS114X2ME

St. Steel Shoulder Pattern Eyebolts

SS14X2SN	1/4" X 2", D.F., SHOULDER
SS14X212SN	1/4" x 2.1/2", D.F., SHOULDER
SS14X4SN	1/4" X 4", D.F., SHOULDER
SS516X214SN	5/16" X 2 1/4", D.F., SHOULDER
SS516X414SN	5/16" X 4 1/4", D.F., SHOULDER
SS38X212SN	3/8" X 2 1/2", D.F., SHOULDER
SS38X412SN	3/8" X 4 1/2", D.F., SHOULDER
SS12X314SN	1/2" X 3 1/4, D.F., SHOULDER
SS12X412SN	1/2" X 4-1/2", D.F., SHOULDER
SS12X6SN	1/2" X 6", D.F., SHOULDER
SS12X8SN	1/2" X 8", D.F., SHOULDER



SS12X10SN
SS12X12SN
SS58X4SN
SS58X6SN
SS58X8SN
SS58X10SN
SS58X12SN
SS34X412SN
SS34X6SN
SS34X8SN

SS516X414RN	St. Steel Regular Pattern Eyebolts		SS38X412RN
SS38X212RN	5/16" X 4 1/4" REGULAR NUT	_____	
	3/8" X 2 1/2" REGULAR NUT	_____	

Self-Colored

SC14X1ME	Self-Colored Machinery Eyebolts		SC916X158ME
SC516X118ME	1/4" X 1", S.C., D.F.,	_____	SC58X134ME
SC516X34ME	5/16" X 1 1/8", S.C., D.F.,	_____	SC34X2ME
SC38X114ME	5/16" -18 X 3/4" S.C.	_____	SC78X214ME
SC716X138ME	3/8" X 1 1/4", S.C., D.F.,	_____	SC1X212ME
SC12X112ME	7/16" X 1 3/8", S.C., D.F.,	_____	SC114X3ME
SC12X118ME	1/2" X 1 1/2", S.C., D.F.,	_____	SC112X312ME
SC12X212ME	1/2" X 1 1/8", DROP FORGED	_____	
	1/2" X 2 1/2", S.C., D.F.,	_____	

EYENUTS

DF1EN	D.F., H.G., Eyenuts		DF4EN
DF1AEN	#1 D.F.,H.G., EYE NUT,	_____	DF5EN
DF2EN	#1A D.F., H.G., EYE NUT	_____	DF6EN
DF3AEN	#2 D.F., H.G., EYE NUT	_____	DF6AEN
	#3A D.F., H.G. EYE NUT	_____	

SSF1AEN	Stainless Steel Eyenuts		SSF1EN
SSF3AEN	#1A, D.F., STAINLESS STEEL	_____	SSF2EN
SSF6AEN	#3A D.F., STAINLESS STEEL,	_____	SSF4EN
	#6A D.F., STAINLESS STEEL,	_____	SSF5EN
			SSF6EN
			SS14-20EN

HOOKS
Grade 43

	High Test Clevis Grab Hooks		
43CGH14	1/4" GRADE 43 ZINC PLATED	_____	43CGH716
43CGH516	5/16" GRADE 43 ZINC PLATED	_____	43CGH12
43CGH38	3/8" GRADE 43 ZINC PLATED	_____	43CGH58
	Self-Colored Clevis Grab Hooks		
43CGH14SC	1/4" GRADE 43, SELF COLORED	_____	43CGH716SC
43CGH516SC	5/16" GRADE 43, SELF COLORED	_____	43CGH12SC
43CGH38SC	3/8" GRADE 43, SELF COLORED	_____	43CGH58SC
	Self-Colored Clevis Slip Hooks		
43CSH14	1/4" GRADE 43 ZINC PLATED	_____	43CSH716
43CSH516	5/16" GRADE 43 ZINC PLATED	_____	43CSH12
43CSH38	3/8" GRADE 43 ZINC PLATED	_____	43CSH58
	Self-Colored Eye Hoist Hook		
CEHH34T	3/4 TON SELF COLORED,	_____	CEHH3T
CEHH1T	1 TON, SELF COLORED, CARBON	_____	CEHH5T
CEHH1.5T	1-1/2 TON, SELF COLORED	_____	CEHH7.5T
CEHH2T	2 TON, SELF COLORED,	_____	
	High Test Grab Eye Hooks		
43EGH14	1/4" GRADE 43 ZINC PLATED	_____	43EGH716
43EGH516	5/16" GRADE 43 ZINC PLATED	_____	43EGH12
43EGH38	3/8" GRADE 43 ZINC PLATED	_____	43EGH58
	Self-Colored Grab Eye Hooks		
43EGH14SC	1/4" GRADE 43 SELF COLORED	_____	43EGH716SC

43EGH516SC
43EGH38SC

5/16" GRADE 43 SELF COLORED
3/8" GRADE 43 SELF COLORED

Grade 70

14G70CGH
516G70CGH
38G70CGH

Clevis Grab Hooks
1/4", CLEVIS GRAB HOOK
5/16", CLEVIS GRAB HOOK
3/8", CLEVIS GRAB HOOK

43EGH12SC
43EGH58SC

12G70CGH
58G70CGH

14G70CSH
516G70CSH
38G70CSH

Clevis Slip Hooks
1/4", CLEVIS SLIP HOOK
5/16" CLEVIS SLIP HOOK
3/8" CLEVIS SLIP HOOK

716G70CSH
12G70CSH
58G70CSH

Grade 80

ASH2T
ASH3T
ASH4.5T
ASH5T

Alloy Swivel Eye Hook
2 TON, ALLOY SWIVEL EYE
3 TON ALLOY SWIVEL EYE
4-1/2 TON ALLOY SWIVEL
5 TON ALLOY SWIVEL EYE

ASH7T
ASH11T
ASH15T
ASH22T

AEHH1T
AEHH1.5T
AEHH2T
AEHH3T
AEHH4.5T

Alloy Swivel Eye Hoist Hook
1 TON ALLOY EYE HOIST HOOK,
1-1/2 TON ALLOY EYE HOIST
2 TON ALLOY EYE HOIST HOOK
3 TON ALLOY EYE HOIST HOOK,
4-1/2 TON ALLOY EYE HOIST

AEHH5T
AEHH7T
AEHH11T
AEHH15T
AEHH22T


932G80CGH
516G80CGH

Alloy Clevis Grab Hook
9/32" - 5/16", GRADE 80
5/16" GRADE 80 ALLOY, CLEVIS

58G80CGH
34G80CGH

38G80CGH
12G80CGH


3/8" GRADE 80 ALLOY, CLEVIS
1/2" GRADE 80 ALLOY CLEVIS



78G80CGH

932G80EFH
38G80EFH
12G80EFH
58G80EFH

Alloy Eye Foundry Hooks
9/32"-5/16" GRADE 80,
3/8" GRADE 80, EYE
1/2" GRADE 80, EYE
5/8" GRADE 80, EYE




34G80EFH
78G80EFH
1G80EFH

Galvanized

GCEHH34T
GCEHH1T


H.G. Eye Hoist Hook
3/4 TON, HOT GALVANIZED,
1 TON, HOT GALVANIZED,



GCEHH1.5T
GCEHH2T

SH532
SH18
SH316
SH14


E.G. "S" Hooks
5/32", E.G., S HOOKS
1/8" X 1-1/8", E.G.
3/16" X 1-7/8" E.G.,
1/4" X 2-1/8", E.G.



SH516
SH38
SH38S

EG316SH
EG14SH
EG516SH

E.G. Spring Snap Hooks
3/16"(5MM) X 50MM EG
1/4"(6MM) X 60MM EG
5/16"(8MM) X 80MM EG



EG38SH
EG12SH

EG716SHH

E.G. Snap Hooks
7/16" E.G. SNAP HOOK



EG916SHH

Stainless Steel

SS14CSH	St. Steel Clevis Slip Hooks		SS716CSH
SS516CSH	1/4" STAINLESS STEEL CLEVIS	_____	SS12CSH
SS38CSH	5/16" STAINLESS STEEL CLEVIS	_____	
	3/8" STAINLESS STEEL CLEVIS	_____	

SS14ESH	St. Steel Eye Slip Hooks		SS38ESH
SS516ESH	1/4" STAINLESS STEEL EYE	_____	SS12ESH
	5/16" STAINLESS STEEL EYE	_____	

SS316SHE	St. Steel Spring Clip and Eye Hook		SS38SHE
SS14SHE	3/16" (.18") x (2") STAINLESS	_____	SS12SHE
SS516SHE	1/4" (.25") X (2.3/8") STAINLESS	_____	
	5/16" (.43")X (3.14") STAINLESS	_____	

SS316SH	St. Steel Spring Snap Hooks		SS38SH
SS14SH	3/16"(5MM) x 50MM S/S	_____	SS12SH
SS516SH	1/4"(6MM) x 60MM S/S	_____	
	5/16"(8MM) X 80MM S/S	_____	

SSH18	St. Steel "S" Hooks		SSH14
SSH316	1/8" X 1.37" S/S S HOOK	_____	SSH516
	3/16" X 1.81" S/S S HOOK	_____	

Yellow Chromate

YC2DRWH5	D Ring Wire Hook		YC1DRWH5
	D RING WIRE HOOK 2"	_____	

YC4FH15	Flat Hook		YC2SH5
	FLAT HOOK, 4"	_____	

YC4FH15P	FLAT HOOK, 4" 15,000LBS,	_____	YC2FH5N
YC2FH10P	FLAT HOOK 2"	_____	YC2SH2
YC2FH5	FLAT HOOK, 2"	_____	YC1FH3
YC2FH10	FLAT HOOK, 2"	_____	YC1SH
YC2SH11	FLAT SNAP HOOK 2"	_____	
YC1SWH11	S Type Wire Hook		YC1SWH3
YC1SWH17PVC	S TYPE WIRE HOOK 1"	_____	YC1SWH3PVC
	S TYPE WIRE HOOK 1"	_____	
YC3TJH22	Twin J Wire Hook		YC1TJH1
YC3TJH22	TWIN J WIRE HOOK 3"	_____	YC1TJH2
YC2TJH10	TWIN J WIRE HOOK 3"	_____	YC1TJH3
YC2TJH6	TWIN J WIRE HOOK 2"	_____	YC1.5TJH22
YC2TJH5	TWIN J WIRE HOOK 2"	_____	
	TWIN J HOOK 2"	_____	
YC2TH11	Twist Hook		YC112TSH6
	TWIST HOOK, 2"	_____	
YC2UWH10	U Type Wire Hook		YC2UWH3
	U TYPE WIRE HOOK, 2"	_____	

LATCH KITS

932G80LK	Grade 80 Double Latch Kits		34G80LK
38G80LK	9/32"- 5/16" GRADE 80,	_____	78G80LK
12G80LK	3/8" GRADE 80, DOUBLE LATCH	_____	1G80LK
58G80LK	1/2" GRADE 80, DOUBLE LATCH	_____	
	5/8" GRADE 80, DOUBLE LATCH	_____	

St. Steel Latch Kits

SS12C/34A	STAINLESS STEEL LATCH KIT	_____	SS3C/4.5A
SS34C/1A	STAINLESS STEEL LATCH KIT	_____	SS5C/7A
SS1C/1.5A	STAINLESS STEEL LATCH KIT	_____	SLK7.5T
SS1.5C/2A	STAINLESS STEEL LATCH KIT	_____	SS11ALK
SS2C/3A	STAINLESS STEEL LATCH KIT	_____	SS15ALK

LINKS
Grade 43

	Pear Shaped Links, Painted Blue		
43PSL38	3/8", GRADE 43, PEAR SHAPED	_____	43PSL34
43PSL12	1/2" GRADE 43, PEAR SHAPED	_____	43PSL78
43PSL58	5/8" GRADE 43, PEAR SHAPED	_____	43PSL1
	Pear Shaped Links, H.G.		
43PSLG38	3/8" GRADE 43, PEAR SHAPED	_____	43PSLG34
43PSLG12	1/2" GRADE 43, PEAR SHAPED	_____	43PLSG78
43PSLG58	5/8", GRADE 43, PEAR SHAPED	_____	43PSLG1

Grade 80

	Alloy Connecting Links		
932G80CL	9/32"(1/4"), GRADE 80 ALLOY	_____	58G80CL
516G80CL	5/16" GRADE 80 ALLOY	_____	34G80CL
38G80CL	3/8", GRADE 80 ALLOY CONNECTING	_____	78G80CL
12G80CL	1/2", GRADE 80 ALLOY CONNECTING	_____	1G80CL
	Alloy Oblong Master Links		
12G80OML	1/2" GRADE 80 ALLOY,	_____	114G80OML
58G80OML	5/8" GRADE 80 ALLOY,	_____	112G80OML
34G80OML	3/4" GRADE 80 ALLOY	_____	134G80OML
1G80OML	1" GRADE 80 ALLOY,	_____	2G80OML

Galvanized

EG14DCL	E.G. Double Clevis Links		EG12DCL
EG516DCL	1/4"-5/16" ELECTRO-GALVANIZED	_____	EG58DCL
EG716DCL	5/16"- 3/8" ELECTRO-GALVANIZED	_____	
	7/16"- 1/2" ELECTRO-GALVANIZED	_____	
EG18ML	E.G. Missing Links		EG38ML
EG316ML	1/8" , E.G., MISSING LINK	_____	EG12ML
EG14ML	3/16", E.G., MISSING LINK	_____	EG58ML
EG516ML	1/4" , E.G., MISSING LINK	_____	EG34ML
	5/16", E.G., MISSING LINK	_____	
HG12PSL	H.G. Pear Shaped Sling Links		HG78PSL
HG58PSL	1/2" FORGED CARBON STEEL,	_____	HG1PSL
HG34PSL	5/8" FORGED CARBON STEEL,	_____	
	3/4", FORGED CARBON STEEL	_____	
18X34RL	E.G., Repair or Lap Links		516X112RL
316X1RL	1/8" X 3/4", REPAIR LINKS	_____	38X158RL
14X114RL	3/16" X 1", REPAIR LINKS	_____	12X212RL
	1/4" X 1 1/4" REPAIR LINK	_____	
EG18RL	E.G. Rapid or Quick Links		EG516RL
EG316RL	1/8", E.G., RAPID LINK	_____	EG38RL
EG14RL	3/16",E.G., RAPID LINK	_____	EG12RL
	1/4", E.G., RAPID LINK	_____	

Stainless Steel

SS12OML	St. Steel Oblong Master Links		SS34OML
SS58OML	1/2" STAINLESS STEEL	_____	SS1OML
	5/8" STAINLESS STEEL	_____	

SS18RL	St. Steel Rapid or Quick Links		SS516X112RL
SS316RL	1/8" S/S RAPID LINKS	_____	SS38RL
SS14RL	3/16" S/S RAPID LINKS	_____	SS12RL
SS516RL	1/4" S/S RAPID LINKS	_____	
	5/16" S/S RAPID LINKS	_____	

LOCKNUTS

HG1LN	D.F., H.G. Locknuts or Jamnuts		HG134LN
HG114LN	1" H.G. LOCK NUTS, 1-R.H.,	_____	HG2LN
HG112LN	1-1/4" H.G., LOCK NUTS	_____	
	1-1/2" H.G., LOCK NUTS	_____	

LOAD BINDERS

LL14	Lever Load Binders		LL38
LL516	1/4" LEVER LOAD BINDER	_____	LL12
	5/16"-3/8" LEVER LOAD BINDER	_____	

RL14	Ratchet Load Binders		RL38
RL516	1/4"-5/16" RATCHET LOAD BINDER	_____	RL12
	5/16" - 3/8", RATCHET LOAD	_____	

PADEYES

SC0PE	#0, PADEYES, FORGED STEEL		SC2PE
SC1PE	#1, PADEYES, FORGED STEEL	_____	SC4PE
SC112PE	#1.1/2" PAD EYES, FORGED	_____	SC5PE

RATCHET BUCKLE

YC1RB3	RATCHET BUCKLE 1"	_____	YC2RB4WH
YC1RB3NP	RATCHET BUCKLE 1"	_____	516X18AC
YC1RBB	RATCHET BUCKLE 1"	_____	YC3RB19
YC1RB4W	RATCHET BUCKLE, 1"	_____	YC3RBS22
YC1RB	RATCHET BUCKLE 1"	_____	YC3RBS22L
YC2RB10LDW	RATCHET BUCKLE, 2"	_____	YC4RB25
YC2RB10S	RATCHET BUCKLE, 2"	_____	YC35RB4
YC2RB10WS	RATCHET BUCKLE 2"	_____	YC35RB6W

RINGS

EG134FBR	Belt Rings 1 3/4", FORGED BELT RINGS,	_____	YC2FBR
YC2DR1500 YC3DR6	Delta Rings 2" FORGED DELTA RINGS 3" DELTA RINGS	_____	YC4DR6
HG14X2WRR HG12X3WRR	H,G. Welded Round Rings 1/4" X 2", H.G., WELDED 1/2" X 3", H.G., WELDED	_____ _____	HG38X212WRR
SS316X114RR	St. Steel Round Rings 3/16" x 1 1/4" STAINLESS STEEL	_____	SS516X134RR

SS316X112RR	3/16" x 1 1/2" STAINLESS STEEL	_____	SS516X2RR
SS316X2RR	3/16" x 2", STAINLESS STEEL	_____	SS516X212RR
SS14X1RR	1/4" X 1", STAINLESS STEEL	_____	SS38X212RR
SS14X114RR	1/4" X 1 1/4" STAINLESS STEEL	_____	SS12X3RR
SS14X112RR	1/4" X 1 1/2" STAINLESS STEEL	_____	SS12X4RR
SS14X2RR	1/4" X 2", STAINLESS STEEL	_____	SS58X4RR
SS516X112RR	5/16" X 1 1/2" STAINLESS STEEL	_____	

SHACKLES
Self - Colored

	Self-Colored Lashing		
SC34SPAS	3/4" SELF-COLORED LASHING	_____	SC78SPAS
SC58SPAS	5/8" SELF-COLORED LASHING	_____	SC1SPAS


Galvanized

	Non Rated HG Shackles		
CG18SPAS	1/8" COMMERCIAL GRADE HOT	_____	CG58SPAS
CG316SPAS	3/16" COMMERCIAL GRADE HOT	_____	CG34SPAS
CG14SPAS	1/4", COMMERCIAL GRADE HOT	_____	CG78SPAS
CG516SPAS	5/16" COMMERCIAL GRADE HOT	_____	CG1SPAS
CG38SPAS	3/8", COMMERCIAL GRADE HOT	_____	CG118SPAS
CG716SPAS	7/16", COMMERCIAL GRADE HOT	_____	CG114SPAS
CG12SPAS	1/2", COMMERCIAL GRADE HOT	_____	

	D.F., H.G., Safety Anchor Shacles		
HG12BTAS	1/2", H.G., BOLT TYPE SAFETY	_____	HG138BTASK
HG12BTASK	1/2" KOREAN HOT GALVANIZED	_____	HG112ABTAS
HG58BTAS	5/8", H.G., BOLT TYPE SAFETY	_____	HG112BTAS
HG58BTASK	5/8" KOREAN HOT GALVANIZED	_____	HG112BTASK
HG34BTAS	3/4", H.G., BOLT TYPE SAFETY	_____	HG134ABTAS
HG34BTASK	3/4" KOREAN HOT GALVANIZED	_____	HG134BTAS

HG78BTAS
HG78BTASK
HG1BTAS
HG1BTASK
HG118BTAS
HG118BTASK
HG114BTAS
HG114BTASK
HG138BTAS


7/8", H.G., BOLT TYPE SAFETY
7/8" KOREAN HOT GALVANIZED
1", H.G., BOLT TYPE SAFETY
1" KOREAN HOT GALVANIZED
1 1/8" H.G., BOLT TYPE SAFETY
1-1/8" KOREAN HOT GALVANIZED
1 1/4" H.G., BOLT TYPE SAFETY
1-1/4" KOREAN HOT GALVANIZED
1 3/8" H.G., BOLT TYPE SAFETY



HG134BTASK
HG212ABTAS
HG2ABTAS
HG2BTAS
HG2BTASK
HG3ABTAS
HG212BTAS
HG212BTASK
HG3BTASK

HG12BTCS
HG58BTCS
HG34BTCS
HG78BTCS
HG1BTCS
HG118BTCS


D.F., H.G., Safety Chain Shackles
1/2", GALVANIZED BOLT TYPE CHAIN
5/8", GALVANIZED BOLT TYPE CHAIN
3/4", GALVANIZED BOLT TYPE CHAIN
7/8", GALVANIZED BOLT TYPE CHAIN
1", GALVANIZED BOLT TYPE CHAIN
1.1/8" GALVANIZED BOLT TYPE CHAIN



HG114BTCS
HG138BTCS
HG112BTCS
HG134BTCS
HG2BTCS

HG316SPAS
HG14SPAS
HG516SPAS
HG38SPAS
HG716SPAS
HG12SPAS
HG58SPAS
HG34SPAS
HG78SPAS


D.F H.G Screw Pin Anchor Shackles
3/16", H.G., SCREW PIN ANCHOR
1/4", H.G., SCREW PIN ANCHOR
5/16", H.G., SCREW PIN ANCHOR
3/8", H.G., SCREW PIN ANCHOR
7/16", H.G. SCREW PIN ANCHOR
1/2", H.G., SCREW PIN ANCHOR
5/8", H.G., SCREW PIN ANCHOR
3/4", H.G., SCREW PIN ANCHOR
7/8", H.G., SCREW PIN ANCHOR



HG1SPAS
HG118SPAS
HG114SPAS
HG138SPAS
HG112SPAS
HG134SPAS
HG2SPASK
HG212SPAS
HG3SPAS

HG14SPCS
HG516SPCS
HG38SPCS


D.F. H.G. Screw Pin Chain Shackles
1/4", H.G., SCREW PIN CHAIN
5/16" H.G., SCREW PIN CHAIN
3/8" H.G., SCREW PIN CHAIN



HG34SPCS
HG78SPCS
HG1SPCS

HG12SPCS
HG716SPCS
HG58SPCS

1/2" H.G., SCREW PIN CHAIN
7/16" H.G., SCREW PIN CHAIN
5/8" H.G., SCREW PIN CHAIN



HG118SPCS
HG114SPCS

Stainless Steel

SS14BTAS
SS516BTAS
SS38BTAS
SS12BTAS

S.S. Bolt Type Anchor Shackle
1/4" STAINLESS STEEL
5/16" STAINLESS STEEL
3/8" STAINLESS STEEL
1/2" STAINLESS STEEL



SS58BTAS
SS34BTAS
SS78BTAS
SS1BTAS

SS316SPAS
SS14SPAS
SS516SPAS
SS38SPAS


S.S. Bow Style Anchor Shackle
3/16" (5MM) STAINLESS STEEL,
1/4" (6MM) STAINLESS STEEL,
5/16" (8MM) STAINLESS STEEL,
3/8" (10MM) STAINLESS STEEL,
S.S. Screw Pin Anchor Shackle
Type 304



SS12SPAS
SS58SPAS
SS34SPAS

SLR316SPAS
SLR14SPAS
SLR516SPAS
SLR38SPAS
SLR716SPAS
SLR12SPAS


3/16", STAINLESS STEEL, LOAD
1/4" STAINLESS STEEL, LOAD
5/16" STAINLESS STEEL, LOAD
3/8" STAINLESS STEEL, LOAD
7/16" STAINLESS STEEL, LOAD
1/2" STAINLESS STEEL, LOAD



SLR58SPAS
SLR34SPAS
SLR78SPAS
SLR1SPAS
SLR118SPAS
SLR114SPAS

SSLR316SPAS
SSLR14SPAS
SSLR516SPAS
SSLR38SPAS
SSLR12SPAS
SSLR58SPAS

Type 316
3/16" STAINLESS STEEL, LOAD
1/4" STAINLESS STEEL, LOAD
5/16" STAINLESS STEEL, LOAD
3/8" STAINLESS STEEL, LOAD
1/2" STAINLESS STEEL, LOAD
5/8" STAINLESS STEEL, LOAD



SSLR34SPAS
SSLR78SPAS
SSLR1SPAS
SSLR118SPAS
SSLR114SPAS

	Korean		
SSLR18SPASK	1/8" KOREAN,STAINLESS STEEL,	_____	SSLR34SPASK
SSLR316SPASK	3/16" KOREAN STAINLESS STEEL,	_____	SSLR78SPASK
SSLR14SPASK	1/4" KOREAN STAINLESS STEEL,	_____	SSLR1SPASK
SSLR516SPASK	5/16" KOREAN,STAINLESS STEEL,	_____	SSLR118SPASK
SSLR38SPASK	3/8" KOREAN,STAINLESS STEEL,	_____	SSLR114SPASK
SSLR12SPASK	1/2" KOREAN,STAINLESS STEEL,	_____	SSLR112SPASK
SSLR58SPASK	5/8" KOREAN,STAINLESS STEEL,	_____	

SLEEVES

	Aluminum Sleeves		
AS116	1/16" ALUMINUM SLEEVES	_____	AS14
AS18	1/8" ALUMINUM SLEEVES	_____	AS516
AS18/316	1/8" - 3/16" COMBINATION	_____	AS38
AS532	5/32" ALUMINUM SLEEVES	_____	AS716
AS316	3/16", ALUMINUM SLEEVES	_____	AS12
	Cooper Sleeves		
CS116	1/16" COPPER SLEEVES	_____	CS316
CS332	3/32" COPPER SLEEVES	_____	CS14
CS18	1/8" COPPER SLEEVES	_____	CS516
CS532	5/32" COPPER SLEEVES	_____	CS38
	St. Steel Sleeves		
SS116OS	1/16" STAINLESS STEEL	_____	SS316OS
SS332OS	3/32" STAINLESS STEEL	_____	SS14OS
SS18OS	1/8", STAINLESS STEEL	_____	SS516OS
SS532OS	5/32" STAINLESS STEEL	_____	SS38OS

SOCKETS


	H.G. Closed Socket		
516CSS	5/16" - 3/8", GROOVED	_____	158CSS
716CSS	7/16" - 1/2" GROOVED, H.G.,	_____	134CSS
916CSS	9/16" - 5/8" GROOVED, H.G.,	_____	2CSS
34CSS	3/4" GROOVED, H.G. CLOSED	_____	214CSS
78CSS	7/8" GROOVED, H.G., CLOSED	_____	212CSS
1CSS	1" GROOVED, H.G., CLOSED	_____	234CSS
118CSS	1-1/8", GROOVED, H.G.,	_____	3CSS
114CSS	1-1/4" - 1-3/8" GROOVED,	_____	312CSS
112CSS	1-1/2", GROOVED, H.G.,	_____	
	H.G. Open Socket		
516OSS	5/16" - 3/8", GROOVED	_____	158OSS
716OSS	7/16" - 1/2", GROOVED, H.G.,	_____	134OSS
916OSS	9/16" - 5/8". GROOVED, H.G.,	_____	2OSS
34OSS	3/4", GROOVED, H.G., OPEN	_____	214OSS
78OSS	7/8", GROOVED, H.G., OPEN	_____	212OSS
1OSS	1", GROOVED, H.G., OPEN	_____	234OSS
118OSS	1-1/8", GROOVED, H.G. OPEN	_____	3OSS
114OSS	1-1/4" - 1-3/8", GROOVED,	_____	312OSS
112OSS	1-1/2", GROOVED, H.G., OPEN	_____	

SWIVELS
Galvanized

	H.G. Eye and Eye Swivels		
14EES	1/4" H.G., EYE/EYE SWIVELS	_____	34EES
516EES	5/16" H.G., EYE/EYE SWIVELS	_____	78EES
38EES	3/8" H.G., EYE/EYE SWIVELS	_____	78JES
12EES	1/2" H.G., EYE/EYE SWIVELS	_____	1EES
58EES	5/8" H.G., EYE/EYE SWIVELS	_____	1JES
	H.G. Jaw and Eye Swivels		
14JES	1/4", H.G., JAW/EYE SWIVELS	_____	12JES

516JES
38JES

5/16" H.G., JAW/EYE SWIVELS
3/8" H.G., JAW/EYE SWIVELS



34JES
58JES

Stainless Steel


SS14EES
SS516EES
SS38EES
SS12EES

St. Steel Eye and Eye Swivel
1/4" STAINLESS STEEL TYPE 316
5/16" STAINLESS STEEL TYPE 316
3/8" STAINLESS STEEL TYPE 316
1/2" STAINLESS STEEL TYPE 316

SS58EES
SS34EES
SS78EES
SS1EES

SS14JES
SS516JES
SS38JES
SS12JES

St. Steel Jaw and Eye Swivel
1/4" STAINLESS STEEL TYPE 316
5/16" STAINLESS STEEL TYPE 316
3/8" STAINLESS STEEL TYPE 316
1/2" STAINLESS STEEL TYPE 316



SS58JES
SS34JES
SS78JES
SS1JES

THIMBLES
Galvanized

HGHT58K
HGHT78K
HGHT118K
HGHT138K


Hawser Thimbles
5/8" - 3/4" KOREAN HOT
7/8" - 1" KOREAN HOT
1-1/8" - 1-1/4" KOREAN
1-3/8" - 1-1/2" KOREAN



HGHT158K
HGHT178K
HGHT218K
HGHT238K

HDT14

Heavy Duty Wire Rope Thimbles
1/4", H.G., HEAVY DUTY



HDT118/

HDT516	5/16" H.G., HEAVY DUTY	_____	HDT114
HDT38	3/8" H.G., HEAVY DUTY	_____	HDT114/
HDT716	7/16" H.G., HEAVY DUTY	_____	HDT134
HDT12	1/2" H.G., HEAVY DUTY	_____	HDT138
HDT916	9/16" H.G., HEAVY DUTY	_____	HDT138/
HDT58	5/8" H.G., HEAVY DUTY	_____	HDT112
HDT34	3/4" H.G., HEAVY DUTY	_____	HDT158
HDT78	7/8" H.G., HEAVY DUTY	_____	HDT178
HDT1	1" H.G., HEAVY DUTY	_____	HDT214
HDT118	1 1/8"- 1 1/4", H.G. HEAVY DUTY	_____	

	Regular Duty Wire Rope Thimbles		
RDT18	1/8", REGULAR DUTY WIRE ROPE	_____	RDT12
RDT316	3/16",REGULAR DUTY WIRE ROPE	_____	RDT58
RDT14	1/4" ,REGULAR DUTY WIRE ROPE	_____	RDT716
RDT516	5/16",REGULAR DUTY WIRE ROPE	_____	RDT34
RDT38	3/8" ,REGULAR DUTY WIRE ROPE	_____	RDT78

Stainless Steel

	Heavy Duty Thimbles Type 304		
SHDT14	1/4", H.D. STAINLESS STEEL	_____	SHDT916
SHDT516	5/16",HEAVY DUTY STAINLESS	_____	SHDT34
SHDT38	3/8", HEAVY DUTY STAINLESS	_____	SHDT78
SHDT716	7/16", HEAVY DUTY STAINLESS	_____	SHDT1
SHDT12	1/2" HEAVY DUTY STAINLESS	_____	SHDT118
SHDT58	5/8", STAINLESS STEEL, HEAVY	_____	SHDT114
	Heavy Duty Thimbles Type 316		
SSHDT18	1/8", H.D., STAINLESS STEEL	_____	SSHDT58
SSHDT316	3/16" H.D., STAINLESS STEEL	_____	SSHDT34
SSHDT14	1/4" H.D., STAINLESS STEEL	_____	SSHDT78

SSHDT516	5/16" H.D., STAINLESS STEEL	_____	SSHDT1
SSHDT38	3/8", H.D., STAINLESS STEEL	_____	SSHDT114
SSHDT12	1/2", H.D., STAINLESS STEEL	_____	SSHDT112

	Light Duty Thimbles Type 304		
SLDT116	1/16" (2MM) STAINLESS STEEL	_____	SLDT516
SLDT12	1/2" (12MM) STAINLESS STEEL	_____	SLDT38
SLDT18	1/8" (3MM) , STAINLESS STEEL	_____	SLDT58
SLDT316	3/16" (5MM), STAINLESS STEEL	_____	SLTD34
SLDT14	1/4" (6MM), STAINLESS STEEL	_____	

	Regular Duty Thimbles Type 304		
SRDT116	1/16" (2MM) STAINLESS STEEL	_____	SRDT516
SRDT12	1/2" (12MM) STAINLESS STEEL	_____	SRDT38
SRDT18	1/8" (3MM) STAINLESS STEEL	_____	SRDT58
SRDT316	3/16" (5MM) STAINLESS STEEL	_____	SRDT34
SRDT14	1/4" (6MM) STAINLESS STEEL	_____	

	Regular Duty Thimbles Type 316		
SSRDT116	1/16"(2MM) STAINLESS STEEL	_____	SSRDT38
SSRDT18	1/8" (3MM) STAINLESS STEEL	_____	SSRDT516
SSRDT316	3/16" (5MM) STAINLESS STEEL	_____	SSRDT12
SSRDT14	1/4" (6MM) STAINLESS STEEL	_____	

TURNBUCKLES
Galvanized

HG12X6SE	D.F., H.G., Stub-end Turnbuckles 1/2" X 6", D.F., H.G.	_____	HG34X12SE
----------	---	-------	-----------




HG12X9SE 1/2" X 9", D.F., H.G.
 HG12X12SE 1/2" X 12", D.F., H.G.
 HG58X6SE 5/8" X 6", D.F., H.G.,
 HG58X9SE 5/8" X 9", D.F., H.G.,
 HG58X12SE 5/8" X 12", D.F., H.G.
 HG58X18SE 5/8" X 18", D.F., H.G.,
 HG34X6SE 3/4" x 6", D.F., H.G.,
 HG34X9SE 3/4" x 9", D.F., H.G.,

D.F., H.G. Turnbuckles Eye and Eye

HG14X4EE 1/4" X 4", EYE/EYE,
 HG516X412EE 5/16" X 4 1/2", EYE/EYE
 HG38X6EE 3/8" X 6", EYE/EYE,
 HG12X6EE 1/2" X 6", EYE/EYE,
 HG12X9EE 1/2" X 9", EYE/EYE,
 HG12X12EE 1/2" X 12", EYE/EYE
 HG58X6EE 5/8" X 6", EYE/EYE,
 HG58X9EE 5/8" X 9", EYE/EYE,
 HG58X12EE 5/8" X 12", EYE/EYE,
 HG34X6EE 3/4" X 6", EYE/EYE
 HG34X9EE 3/4" X 9", EYE/EYE
 HG34X12EE 3/4" X 12", EYE/EYE
 HG34X18EE 3/4" X 18", EYE/EYE,
 HG78X18EE 7/8" X 18", EYE/EYE
 HG1X6EE 1" X 6", EYE/EYE

D.F., H.G. Turnbuckles Hook and Eye

HG14X4HE 1/4" X 4", HOOK/EYE
 HG516X412HE 5/16" X 4-1/2", HOOK/EYE
 HG38X6HE 3/8" X 6", HOOK, EYE,
 HG12X6HE 1/2" X 6", HOOK/EYE,
 HG12X9HE 1/2" X 9", HOOK/EYE
 HG12X12HE 1/2" X 12", HOOK/EYE
 HG58X6HE 5/8" X 6", HOOK/EYE
 HG58X9HE 5/8" X 9", HOOK/EYE
 HG58X12HE 5/8" X 12", HOOK/EYE
 HG34X6HE 3/4" X 6" HOOK/EYE



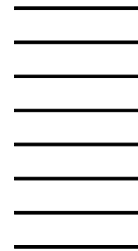
HG34X18SE
 HG78X6SE
 HG78X12SE
 HG78X18SE
 HG1X6SE
 HG1X12SE
 HG1X18SE

HG1X12EE
 HG1X18EE
 HG1X24EE
 HG114X12EE
 HG114X18EE
 HG114X24EE
 HG112X12EE
 HG112X18EE
 HG112X24EE
 HG134X18EE
 HG134X24EE
 HG2X24EE
 HG212X24EE
 HG234X24EE

HG34X9HE
 HG34X12HE
 HG34X18HE
 HG78X12HE
 HG1X12HE
 HG1X18HE
 HG1X24HE
 HG114X18HE
 HG112X18HE

	D.F H.G. Turnbuckles Hook and Hook		
HG14X4HH	1/4" X 4", HOOK/HOOK	_____	HG34X6HH
HG516X412HH	5/16" X 4-1/2", HOOK/HOOK	_____	HG34X9HH
HG38X6HH	3/8"X 6", HOOK/HOOK,	_____	HG34X12HH
HG12X6HH	1/2" X 6" HOOK/HOOK,	_____	HG34X18HH
HG12X9HH	1/2" X 9", HOOK/HOOK	_____	HG78X12HH
HG12X12HH	1/2" X 12", HOOK/HOOK	_____	HG78X18HH
HG58X6HH	5/8" X 6", HOOK/HOOK	_____	HG1X6HH
HG58X9HH	5/8"X9", HOOK/HOOK	_____	HG1X12HH
HG58X12HH	5/8"X12", HOOK/HOOK	_____	HG1X18HH
	D.F., H.G. Turnbuckles Jaw and Eye		
HG14X4JE	1/4" X 4", JAW/EYE	_____	HG34X18JE
HG516X412JE	5/16" X 4 1/2" JAW/EYE	_____	HG78X12JE
HG38X6JE	3/8"X 6", JAW/EYE	_____	HG78X18JE
HG12X6JE	1/2" x 6", JAW/ EYE	_____	HG1X6JE
HG12X9JE	1/2" X 9", JAW/EYE	_____	HG1X12JELN
HG12X12JE	1/2" X 12", JAW/EYE	_____	HG1X18JE
HG58X6JE	5/8" X 6", JAW/EYE,	_____	HG114X12JE
HG58X9JE	5/8" X 9", JAW/EYE	_____	HG114X24JE
HG58X12JE	5/8" X 12", JAW/EYE	_____	HG112X18JE
HG34X6JE	3/4" X 6", JAW/EYE	_____	HG112X24JE
HG34X9JE	3/4" X 9" JAW/EYE	_____	HG2X24JE
HG34X12JE	3/4" X 12", JAW & EYE	_____	
	D.F., H.G. Turnbuckles Jaw and Jaw		
HG14X4JJ	1/4" X 4", JAW/JAW	_____	HG1X6JJ
HG516X412JJ	5/16" X 4 1/2" JAW/JAW	_____	HG1X12JJ
HG38X6JJ	3/8"X 6", JAW/JAW,	_____	HG1X18JJ
HG12X6JJ	1/2"X 6", JAW/JAW,	_____	HG1X24JJ
HG12X9JJ	1/2" X 9", JAW/JAW	_____	HG114X12JJ
HG12X12JJ	1/2" X 12", JAW/JAW	_____	HG114X18JJ
HG58X6JJ	5/8" X 6", JAW/JAW,	_____	HG114X24JJ
HG58X9JJ	5/8" X 9", JAW/JAW,	_____	HG112X12JJ

HG58X12JJ 5/8" X 12", JAW/JAW,
 HG34X6JJ 3/4" X 6", JAW/JAW
 HG34X9JJ 3/4" X 9", JAW/JAW,
 HG34X12JJ 3/4" X 12", JAW/JAW
 HG34X18JJ 3/4" X 18", JAW/JAW
 HG78X12JJ 7/8" X 12", JAW/JAW
 HG78X18JJ 7/8" X 18", JAW/JAW



HG112X18JJ
 HG112X24JJ
 HG134X18JJ
 HG134X24JJ
 HG2X24JJ
 HG212X24JJ


Stainless Steel

St. Steel Turnbuckle Bodies
 SSF516X412TB 5/16" x 4 1/2" STAINLESS
 SSF38X6TBB 3/8" X 6" STAINLESS STEEL
 SSF12X6TBB 1/2" X 6" STAINLESS STEEL
 SSF58X6TBB 5/8" X 6" STAINLESS STEEL



SSF34X6TBB
 SSF34X9TBB
 SSF78X6TBB
 SSF1X6TBB

St. Steel Turnbuckle Eye and Eye
 SSF14X4EE 1/4" X 4" STAINLESS STEEL
 SSF516X412EE 5/16" X 4 1/2", STAINLESS STEEL
 SSF38X6EE 3/8" x 6" STAINLESS STEEL
 SSF12X6EE 1/2" x 6" STAINLESS STEEL



SSF58X6EE
 SSF34X6EE
 SSF78X6EE
 SSF1X6EE

St. Steel Turnbuckle Hook and Eye
 SSF38X6HE 3/8" X 6" STAINLESS STEEL



SSF12X6HE


St. Steel Turnbuckle Jaw and Eye
 SSF38X6JE 3/8" X 6", STAINLESS STEEL



SSF12X6JE

St. Steel Turnbuckle Jaw and Jaw


SSF14X4JJ 1/4" x 4" STAINLESS STEEL
SSF516X412JJ 5/16" X 4 1/2", STAINLESS STEEL
SSF38X6JJ 3/8" x 6" STAINLESS STEEL
SSF12X6JJ 1/2" x 6" STAINLESS STEEL
SSF58X12JJ 5/8" x 12 STAINLESS STEEL
SSF58X6JJ 5/8" x 6 STAINLESS STEEL



SSF34X12JJ
SSF34X6JJ
SSF34X9JJ
SSF78X6JJ
SSF1X6JJ

Self-Colored

S.C. Stub End Turnbuckles
SC12X6SE 1/2" X 6" S.C. STUB END
SC12X9SE 1/2" X 9" S.C. STUB END
SC12X12SE 1/2" X 12", SC STUB END
SC58X6SE 5/8" X 6", S.C., STUB END
SC58X9SE 5/8" X 9", S.C., STUB END
SC58X12SE 5/8" X 12", S.C., STUB END
SC34X6SE 3/4" X 6", S.C., STUB END
SC34X9SE 3/4" X 9", S.C., STUB END




SC34X12SE
SC78X6SE
SC78X12SE
SC78X18SE
SC1X6SE
SC1X12SE
SC1X18SE

Body Lashing Turnbuckles
SC1X18EE 1" X 18" SELF COLORED
SC34X18JJ 3/4"X18", SELF COLORED



SC1X18JJ

E.G. Cambuckles
EG1CB/770 1" CAM BUCKLE
EG1CB/1760 1" CAM BUCKLE EG
EG2CB CAMBUCKLE, 2"




EG2CB3
EG2CB3

Yellow Chromamte Cambuckles

YC1CB15
YC1CB6
YC1CB5

CAMBUCKLE, 1"
CAMBUCKLE, 1"
CAMBUCKLE, 1"




YC1CB3
YC2CB

WINCHBAR

4PSCW
4SCWB

4" PORTABLE STD. CARGO WINCH
4" SLIDING CARGO WINCH "B"



4WOSCW
WINCHBAR

4", 1 TON GALVANIZED

4" ZINC PLATED SWIVEL

5" ZINC PLATED SWIVEL

2" SWIVEL OVAL BLOCKS

8", 10 TON HDG TRY NET BLOCKS

16", 20 TON TRAWL BLOCK

6", 2 TON HAY FORK PULLEY

6", 2 TON FOR 1 1/2"

1-1/2" SINGLE SHEAVE PULLEY

2" SINGLE SHEAVE PULLEY

2-1/2" SINGLE SHEAVE PULLEY

3" SINGLE SHEAVE PULLEY


5" SINGLE PULLEY BLOCK,PAINTED




5" DOUBLE PULLEY BLOCK,PAINTED




**6", WOOD BLOCK SINGLE PULLEY
8" WOOD BLOCK SINGLE PULLEY
10" WOOD BLOCK SINGLE**



**6" WOOD BLOCK, DOUBLE PULLEY
8" WOOD BLOCK DOUBLE PULLEY
10" WOOD BLOCK DOUBLE**



**8" WOOD BLOCK TRIPLE PULLEY
10" WOOD BLOCK TRIPLE PULLEY
12" WOOD BLOCK TRIPLE PULLEY**



**10",1 1/8" - 1 3/16", H.G.
10", 1-1/8"-1-3/16", H.G.,**



8", 3/4" WIRE ROPE SNATCH _____
8", 3/4"-7/8" WIRE ROPE ALLOY _____
8" 1-1/8", WIRE ROPE HEAVY _____
10", 3/4" WIRE ROPE SNATCH _____
10", 3/4" WIRE ROPE SNATCH _____
10", 1" WIRE ROPE ALLOY _____
10" 1-1/8" WIRE ROPE HEAVY _____
12" 1-1/8" WIRE ROPE HEAVY _____

5/8", D.F., H.G., FIST GRIP _____
7/8", D.F., H.G., FIST GRIP _____
1" H.G., D.F., FIST GRIP _____

9/16", E.G. MALLEABLE WIRE ROPE _____
5/8", E.G. MALLEABLE WIRE ROPE _____
3/4", E.G., MALLEABLE WIRE ROPE _____
7/8", E.G., MALLEABLE WIRE ROPE _____
1", E.G., MALLEABLE WIRE ROPE _____
1 1/8", E.G. MALLEABLE WIRE ROPE _____
1 1/4", E.G. MALLEABLE WIRE ROPE _____

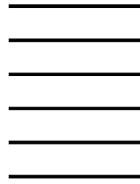
1" H.G., D.F., WIRE ROPE
1 1/8" H.G., D.F., WIRE ROPE
1 1/4" H.G., D.F., WIRE ROPE
1 3/8" H.G., D.F., WIRE ROPE
1 1/2" H.G., D.F., WIRE ROPE
1-5/8" H.G., D.F., WIRE
1 3/4" H.G., D.F., WIRE ROPE
2" H.G., D.F., WIRE ROPE
2 1/4", H.G., D.F., WIRE ROPE
2 1/2", H.G., D.F., WIRE ROPE

3/8" (10MM) STAINLESS STEEL
1/2" (12MM) STAINLESS STEEL
5/8" (16MM) STAINLESS STEEL
3/4" (19MM) STAINLESS STEEL
7/8" STAINLESS STEEL


3/8" (10MM) STAINLESS STEEL
1/2" (12MM) STAINLESS STEEL
5/8" (16MM) STAINLESS STEEL
3/4" (19MM) STAINLESS STEEL
1", STAINLESS STEEL




**3/4" X 2" H.G., D.F.,
7/8" X 2 1/4" H.G.,D.F.
1" X 2 1/2" H.G., D.F.,
1 1/4" X 2" H.G., D.F.,
3/4" X 2-1/2" E.G., D.F.**




**5/8" X 8", EYE BOLT
5/8" X 10", EYE BOLT
5/8" X 12", EYE BOLT
5/8" X 15", EYEBOLT
3/4" X 4 1/2", EYE BOLT
3/4" X 6", EYE BOLT
3/4" X 8", EYE BOLT
3/4" X 10", EYE BOLT
3/4" X 12", EYE BOLT
3/4" X 15", EYE BOLT
3/4" X 18", EYEBOLT
7/8" X 5" EYE BOLT
7/8" X 8" EYE BOLT
7/8" X 12" EYE BOLT
1" X 6", EYE BOLT
1" X 9", EYE BOLT
1" X 12" EYE BOLT
1" X 18" EYE BOLT
1-1/4" X 8" EYE BOLT
1-1/4" X 12" EYE BOLT
1-1/2" X 15" EYE BOLT**




**5/8" X 8", SHOULDER NUT
5/8" X 10", SHOULDER NUT
5/8" X 12", SHOULDER NUT
3/4"X4-1/2" SHOULDER NUT
3/4"X 6" SHOULDER NUT
3/4" X 8" SHOULDER NUT**




3/4" X 10" SHOULDER NUT
3/4" X 12" SHOULDER NUT
7/8"X5", SHOULDER NUT
1" X 6" SHOULDER NUT
1" X 9" SHOULDER NUT
1" X 12" SHOULDER NUT
1-1/4"X8" SHOULDER NUT
1-1/4"X 12" SHOULDER NUT
1-1/4 X 16" SHOULDER NUT
1-1/2"X 15" SHOULDER NUT



9/16"(12) X 1 5/8"
5/8"(11) X 1-3/4"
3/4"(10) X 2"
7/8"(9) X 2-1/4"
1"(8) X 2-1/2"
1 1/4"(7) X 2"



1/2" X 10", D.F., SHOULDER
1/2" X 12", D.F., SHOULDER
5/8" X 4", D.F., SHOULDER
5/8" X 6, D.F., SHOULDER
5/8" X 8" , D.F., SHOULDER
5/8" X 10", D.F., SHOULDER
5/8" X 12", D.F., SHOULDER
3/4" X 4 1/2" D.F., SHOULDER
3/4" X 6", D.F., SHOULDER
3/4" X 8", D.F., SHOULDER



3/8" X 4 1/2" REGULAR NUT

**9/16" X 1 5/8", S.C., D.F.,
5/8" X 1 3/4", S.C., D.F.,
3/4" X 2", S.C., D.F.,
7/8" X 2 1/4", S.C., D.F.,
1" X 2 1/2", S.C., D.F.,
1-1/4" X 3" S.C., D.F.,
1-1/2" X 3.1/2, S.C., D.F.**

**#4 D.F., H.G., EYE NUT
#5 D.F., H.G., EYE NUT
#6 D.F., H.G., EYE NUT
#6A D.F., H.G., EYE NUT**

**#1, D.F., STAINLESS STEEL,
#2, D.F., STAINLESS STEEL,
#4, D.F., STAINLESS STEEL,
#5, D.F., STAINLESS STEEL,
#6, D.F., STAINLESS STEEL,
1/4"-20 STAINLESS STEEL**



7/16" GRADE 43 ZINC PLATED
1/2" GRADE 43 ZINC PLATED _____
5/8" GRADE 43 ZINC PLATED _____

7/16" GRADE 43 SELF COLORED
1/2" GRADE 43, SELF COLORED _____
5/8" GRADE 43, SELF COLORED _____


7/16" GRADE 43 ZINC PLATED
1/2" GRADE 43 ZINC PLATED _____
5/8" GRADE 43 ZINC PLATED _____

3 TON, SELF COLORED, CARBON
5 TON SELF COLORED, CARBON _____
7.5 TON, SELF COLORED, _____


7/16" GRADE 43 ZINC PLATED
1/2" GRADE 43 ZINC PLATED _____
5/8" GRADE 43 ZINC PLATED _____

7/16" GRADE 43 SELF COLORED _____


1/2" GRADE 43 SELF COLORED
5/8" GRADE 43 SELF COLORED




1/2" CLEVIS GRAB HOOK
5/8", CLEVIS GRAB HOOK,




7/16" CLEVIS SLIP HOOK
1/2" CLEVIS SLIP HOOKS
5/8", GRADE 70 CLEVIS




7 TON ALLOY SWIVEL EYE
11 TON ALLOY SWIVEL EYE
15 TON ALLOY SWIVEL EYE
22 TON ALLOY SWIVEL EYE




5 TON ALLOY EYE HOIST HOOKS
7 TON ALLOY EYE HOIST HOOK,
11 TON ALLOY EYE HOIST HOOK,
15 TON ALLOY EYE HOIST HOOK,
22 TON ALLOY EYE HOIST HOOK,




5/8" GRADE 80 ALLOY, CLEVIS
3/4" GRADE 80 ALLOY CLEVIS




7/8" GRADE 80 ALLOY CLEVIS




**3/4" GRADE 80, EYE
7/8" GRADE 80, EYE
1" GRADE 80, EYE**




**1.5 TON, HOT GALVANIZED,
2 TON, HOT GALVANIZED,**



**5/16" X 3-1/8", E.G.
3/8" X 3-7/8" E.G.
3/8" X 3-1/4" E.G.**




**3/8"(9MM) X 90MM EG
1/2"(13MM) X 160MM EG**




9/16" E.G. SNAP HOOK




**7/16" STAINLESS STEEL CLEVIS
1/2" STAINLESS STEEL CLEVIS**




**3/8" STAINLESS STEEL EYE
1/2" STAINLESS STEEL EYE**




**3/8" (.37") X (4") STAINLESS
1/2" (.46") X (5.1/2") STAINLESS**



**3/8"(10MM) x 100MM S/S
1/2"(13MM) X 160MM S/S**



**1/4" X 2.05" S/S S HOOK
5/16" X 2.50" S/S S HOOK**




D RING WIRE HOOK 1"




2" FLAT SNAP HOOK




FLAT HOOK, 2" NARROW STYLE
SNAP FLAT HOOK 2"
FLAT HOOK, 1"
SNAP HOOK, 1"



S TYPE WIRE HOOK 1"
S TYPE WIRE HOOK 1"



TWIN J WIRE HOOK 1"
TWIN J WIRE HOOK 1"
TWIN J WIRE HOOK 1"
TWIN J. HOOK 1 1/2"




TWISTED SNAP HOOK 1 1/2"



U TYPE WIRE HOOK, 2"



3/4" GRADE 80, DOUBLE LATCH
7/8" GRADE 80, DOUBLE LATCH
1" GRADE 80, DOUBLE LATCH



STAINLESS STEEL LATCH KIT
STAINLESS STEEL LATCH KIT
STAINLESS LATCH KIT, 7.5 TON
STAINLESS STEEL LATCH
STAINLESS STEEL LATCH

3/4" GRADE 43, PEAR SHAPED
7/8" GRADE 43, PEAR SHAPED
1" GRADE 43, PEAR SHAPED

3/4", GRADE 43, PEAR SHAPED
7/8", GRADE 43, PEAR SHAPED
1" GRADE 43, PEAR SHAPED


5/8", GRADE 80 ALLOY CONNECTING
3/4", GRADE 80 ALLOY CONNECTING
7/8", GRADE 80 ALLOY CONNECTING
1" GRADE 80 ALLOY

1-1/4" GRADE 80 ALLOY,
1-1/2" GRADE 80 ALLOY
1-3/4" GRADE 80 ALLOY
2" GRADE 80 ALLOY


**1/2" ELECRO-GALVANIZED
5/8" ELECRO-GALVANIZED**




**3/8" , E.G., MISSING LINK
1/2" , E.G., MISSING LINK
5/8" , E.G., MISSING LINK
3/4" , E.G., MISSING LINK**




**7/8" FORGED CARBON STEEL,
1" FORGED CARBON STEEL,**




**5/16" X 1 1/2" REPAIR LINK
3/8" X 1 5/8", REPAIR LINK
1/2" X 2 1/2", REPAIR LINK**



**5/16",E.G., RAPID LINK
3/8" , E.G., RAPID LINK
1/2" , E.G., RAPID LINK**



**3/4" STAINLESS STEEL
1", STAINLESS STEEL**



5/16" X 1-1/2" STAINLESS STEEL
3/8" S/S RAPID LINKS
1/2" S/S RAPID LINKS

1-3/4" H.G., LOCK NUTS
2" H.G., LOCK NUTS

3/8"-1/2" LEVER LOAD BINDER
1/2"-5/8" LEVER LOAD BINDER

3/8" - 1/2", RATCHET LOAD
1/2" - 5/8" RATCHET LOAD

#2, PADEYES, FORGED
#4, PADEYES, FORGED
#5, PADEYES, FORGED

RATCHET BUCKLE 2" _____
RATCHET BUCKLE 3" _____
RATCHET BUCKLE, 3" _____
RATCHET BUCKLE 3" _____
RATCHET BUCKLE 3" _____
RATCHET BUCKLE, 4" _____
RATCHET BUCKLE 35mm _____
RATCHET BUCKLE 35mm _____

2" FORGED BELT RINGS _____

4", DELTA RING _____

3/8" X 2 1/2" H.G., WELDED _____

5/16" X 1 3/4" STAINLESS STEEL _____

5/16" X 2", STAINLESS STEEL
5/16" X 2 1/2" STAINLESS STEEL
3/8" X 2 1/2" STAINLESS STEEL
1/2" x 3", STAINLESS STEEL
1/2" X 4", STAINLESS STEEL
5/8" x 4", STAINLESS STEEL

7/8" SELF-COLORED LASHING
1", SELF COLORED

5/8", COMMERCIAL GRADE HOT
3/4", COMMERCIAL GRADE HOT
7/8", COMMERCIAL GRADE HOT
1", COMMERCIAL GRADE HOT
1-1/8" COMMERCIAL GRADE HOT
1 1/4" COMMERCIAL GRADE HOT

1-3/8" KOREAN HOT GALVANIZED
1.1/2", H.G., D.F., ALLOY STEEL
1 1/2" H.G. BOLT TYPE SAFETY
1-1/2" KOREAN HOT GALVANIZED
1.3/4", H.G., D.F., ALLOY STEEL
1 3/4" H.G. BOLT TYPE SAFETY

1-3/4" KOREAN HOT GALVANIZED
2.1/2", H.G., D.F., ALLOY STEEL
2", H.G., D.F., ALLOY STEEL
2", H.G., BOLT TYPE SAFETY
2" KOREAN HOT GALVANIZED
3", H.G., D.F., ALLOY STEEL
2-1/2", HOT GALVANIZED
2-1/2" KOREAN HOT GALVANIZED
3" KOREAN HOT GALVANIZED


1.1/4"GALVANIZED BOLT TYPE CHAIN
1 3/8" H.G., BOLT TYPE CHAIN
1 1/2" H.G., BOLT TYPE CHAIN
1 3/4" H.G., BOLT TYPE CHAIN
2" H.G., BOLT TYPE CHAIN

1", H.G., SCREW PIN ANCHOR
1 1/8", H.G. SCREW PIN ANCHOR
1 1/4", H.G. SCREW PIN ANCHOR
1 3/8", H.G. SCREW PIN ANCHOR
1 1/2", H.G. SCREW PIN ANCHOR
1.3/4", H.G., SCREW PIN ANCHOR
2" HG KOREAN BLUE SCREW PIN
2-1/2" H.G., SCREW PIN ANCHOR
3" H.G., SCREW PIN ANCHOR


3/4" H.G., SCREW PIN CHAIN
7/8" H.G., SCREW PIN CHAIN
1" H.G., SCREW PIN CHAIN

1-1/8" HG SCREW PIN CHAIN
1-1/4" HG SCREW PIN CHAIN

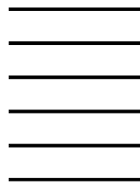
5/8" STAINLESS STEEL
3/4" STAINLESS STEEL
7/8" STAINLESS STEEL
1" STAINLESS STEEL




1/2" (12MM) STAINLESS STEEL,
5/8" (16MM) STAINLESS STEEL,
3/4" STAINLESS STEEL, BOW



5/8" STAINLESS STEEL, LOAD
3/4" STAINLESS STEEL, LOAD
7/8" STAINLESS STEEL, LOAD
1" STAINLESS STEEL, LOAD
1.1/8" STAINLESS STEEL
1.1/4" STAINLESS STEEL



3/4" STAINLESS STEEL, LOAD
7/8" STAINLESS STEEL, LOAD
1" STAINLESS STEEL, LOAD
1.1/8" STAINLESS STEEL
1.1/4" STAINLESS STEEL



3/4" KOREAN,STAINLESS STEEL,
7/8" KOREAN,STAINLESS STEEL,
1" KOREAN,STAINLESS STEEL,
1-1/8" KOREAN,STAINLESS
1-1/4" KOREAN, STAINLESS
1-1/2" KOREAN, STAINLESS

1/4" , ALUMINUM SLEEVES
5/16", ALUMINUM SLEEVES
3/8" , ALUMINUM SLEEVES
7/16" ALUMINUM SLEEVES
1/2" ALUMINUM SLEEVES

3/16" COPPER SLEEVES
1/4" COPPER SLEEVES
5/16" COPPER SLEEVES
3/8" COPPER SLEEVES

3/16" STAINLESS STEEL
1/4", STAINLESS STEEL
5/16" STAINLESS STEEL
3/8", STAINLESS STEEL


1-5/8", GROOVED, H.G.,
1-3/4" - 1-7/8", GROOVED
2" - 2-1/8", GROOVED, H.G.,
2-1/4" - 2-3/8", GROOVED,
2-1/2" - 2-5/8", GROOVED,
2-3/4" - 2-5/8", GROOVED,
3" - 3 1/8", GROOVED, H.G.
3 1/2" GROOVED, H.G.,

1-5/8" GROOVED, H.G., OPEN
1-3/4" - 1-7/8". GROOVED,
2" - 2-1/8" GROOVED, H.G.,
2-1/4" - 2-3/8" GROOVED,
2-1/2" - 2-5/8" GROOVED,
2-3/4" - 2-7/8" GROOVED,
3" - 3 1/8" GROOVED, H.G.,
3 1/2" GROOVED, H.G.,


3/4" H.G., EYE/EYE SWIVELS
7/8" GALVANIZED EYE/EYE SWIVEL
7/8" GALVANIZED JAW/EYE SWIVEL
1", GALVANIZED EYE/EYE SWIVEL
1", GALVANIZED JAW/EYE SWIVEL

1/2" H.G., JAW/EYE SWIVELS


3/4" H.G., JAW/EYE SWIVELS
5/8" H.G., JAW/EYE SWIVELS




5/8" STAINLESS STEEL TYPE 316
3/4" STAINLESS STEEL TYPE 316
7/8" STAINLESS STEEL TYPE 316
1" STAINLESS STEEL TYPE 316



5/8" STAINLESS STEEL TYPE 316
3/4" STAINLESS STEEL TYPE 316
7/8" STAINLESS STEEL TYPE 316
1" STAINLESS STEEL TYPE 316



1-5/8" - 1-3/4" KOREAN
1-7/8" - 2" KOREAN, HOT
2-1/8" - 2-1/4" KOREAN
2-3/8" - 2-1/2" KOREAN



1 1/8" H.G., HEAVY DUTY


1 1/4" - 1 3/8" H.G., HEAVY
1 1/4" HEAVY DUTY THIMBLES
1 3/4" H.G., HEAVY DUTY
1 3/8" - 1 1/2" H.G., HEAVY
1 3/8" H.G., HEAVY DUTY
1 1/2", HEAVY DUTY WIRE ROPE
1 5/8" H.G., HEAVY DUTY
1 7/8" - 2" H.G., HEAVY DUTY
2 1/4" H.G., HEAVY DUTY

1/2" ,REGULAR DUTY WIRE ROPE
5/8" ,REGULAR DUTY WIRE ROPE
7/16" ,REGULAR DUTY WIRE ROPE
3/4" ,REGULAR DUTY WIRE ROPE
7/8" ,REGULAR DUTY WIRE ROPE


9/16" HEAVY DUTY STAINLESS
3/4" , HEAVY DUTY STAINLESS
7/8" , HEAVY DUTY STAINLESS
1", HEAVY DUTY STAINLESS
1-1/8" STAINLESS STEEL
1-1/4" STAINLESS STEEL

5/8", H.D., STAINLESS STEEL
3/4", H.D., STAINLESS STEEL
7/8" H.D., STAINLESS STEEL


1" H.D., STAINLESS STEEL
1-1/4" H.D., STAINLESS STEEL
1-1/2" H.D., STAINLESS STEEL




5/16" (8MM) STAINLESS STEEL
3/8" (10MM) STAINLESS STEEL
5/8" (16MM) STAINLESS STEEL
3/4" (20MM) STAINLESS STEEL



5/16" (8MM) STAINLESS STEEL
3/8" (10MM) STAINLESS STEEL
5/8" (16MM) STAINLESS STEEL
3/4" (20MM) STAINLESS STEEL



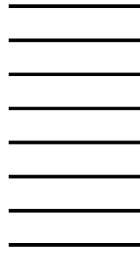
3/8" (10MM) STAINLESS STEEL
5/16" (8MM) STAINLESS STEEL
1/2" (12MM) STAINLESS STEEL




3/4" x 12", D.F., H.G.




**3/4" x 18", D.F., H.G.
7/8" x 6", D.F., H.G.,
7/8" x 12", D.F., H.G.,
7/8" X 18", D.F., HG.,
1" x 6", D.F., H.G.,
1" X 12", D.F., H.G.,
1" X 18" D.F., H.G.,**




**1" X 12", EYE/EYE,
1" X 18", EYE/EYE,
1" X 24", EYE/EYE,
1 1/4" X 12", EYE/EYE
1 1/4" X 18" EYE/EYE
1 1/4" X 24", EYE/EYE,
1 1/2" X 12", EYE/EYE,
1 1/2" X 18", EYE/EYE,
1 1/2" X 24" EYE/EYE
1 3/4" X 18" EYE/EYE
1 3/4" X 24" EYE/EYE
2" X 24", EYE/EYE
2 1/2" X 24 EYE/EYE
2-3/4" X 24 EYE/EYE**




**3/4" X 9", HOOK/EYE
3/4" X 12" HOOK/EYE
3/4" X 18", HOOK/EYE
7/8" X 12" HOOK/EYE,
1" X 12" HOOK/EYE
1" X 18" HOOK/EYE
1" X 24", HOOK/EYE,
1 1/4" X 18" HOOK/EYE
1 1/2" X 18", HOOK/EYE**



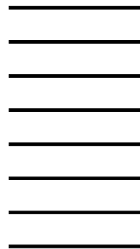
3/4" X 6", HOOK/HOOK,
3/4" X 9", HOOK/HOOK
3/4" X 12", HOOK/HOOK
3/4" X 18", HOOK/HOOK
7/8" X 12" HOOK/HOOK
7/8" X 18", HOOK/HOOK
1"X6", HOOK/HOOK
1" X 12" HOOK/HOOK
1" X 18" HOOK/HOOK




3/4" X 18", JAW/EYE,
7/8" X 12", JAW/EYE
7/8" X 18", JAW/EYE
1" X 6", JAW/EYE
1" X 12", JAW/EYE
1" X 18" JAW/EYE
1 1/4" X 12", JAW/EYE
1 1/4" X 24", JAW/JAW,
1-1/2" X 18" JAW/EYE
1-1/2" X 24" JAW/EYE
2" X 24" JAW/EYE GALV




1" X 6", JAW/JAW
1" X 12", JAW/JAW
1" X 18" JAW/JAW
1" X 24", JAW/JAW,
1 1/4" X 12", JAW/JAW
1 1/4" X 18", JAW/JAW
1 1/4" X 24", JAW/JAW,
1 1/2" X 12", JAW/JAW,




**1 1/2" X 18", JAW/JAW,
1 1/2" X 24" JAW/JAW
1 3/4" X 18" JAW/JAW
1 3/4" X 24" JAW/JAW
2" X 24", JAW/JAW
2 1/2" X 24 JAW/JAW**



**3/4" X 6" STAINLESS STEEL
3/4" X 9" STAINLESS STEEL
7/8" X 6" STAINLESS STEEL
1" X 6" STAINLESS STEEL**



**5/8" x 6 STAINLESS STEEL
3/4" X 6" STAINLESS STEEL
7/8" X 6" STAINLESS STEEL
1" X 6" STAINLESS STEEL**



1/2" X 6" STAINLESS STEEL



1/2" X 6" STAINLESS STEEL



3/4" x 12 STAINLESS STEEL
3/4" X 6" STAINLESS STEEL
3/4" X 9" STAINLESS STEEL
7/8" X 6" STAINLESS STEEL
1" X 6" STAINLESS STEEL

3/4" X 12",S.C., STUB END
7/8" X 6", S.C., STUB END
7/8" X 12" S.C., STUB END
7/8" X 18" S.C., STUB END
1" X 6", S.C., STUB END
1" X 12", S.C., STUB END
1" X 18", S.C., STUB END

1"X18", S.C., SPLIT-BODY LASHING

2" CAM BUCKLE EG
CAMBUCKLE, 2" 3,000LBS

**CAMBUCKLE, 1" 3000 LBS
CAMBUCKLE, 2"**



**4" WELD ON STD. CARGO WINCH
CHROME WINCH BAR**

